



How Are Oatmeal & Carpets Connected?

In the 1850s, the first oatmeal mill began operation in the United States. Over the next few decades, hot, creamy oatmeal became a popular breakfast cereal across the country. By the early 1900s, oatmeal was getting some stiff competition from newly invented cold breakfast cereals such as cornflakes. Hot or cold, cereal had become a breakfast staple. But the processing of oats and corn for cereal leaves behind waste products—oat hulls and corncobs. In 1922, a cereal company discovered it could do something useful with these waste products. The company used oat hulls to make a substance called furfural. Today, furfural also is made from corncobs and other cereal waste products. Manufacturers use furfural in the production of synthetic rubber, plastic, and nylon—including the nylon that goes into carpets.


unit projects

Visit life.msscience.com/unit_project to find project ideas and resources.

Projects include:

- **Career** You are an environmental scientist as you design your own ecosystem-interaction web to demonstrate relationships from birth to death of your specific organism.
- **Technology** Chart your research results on the manufacturing of different materials. Compare cost, energy use, resources, and environmental concerns.
- **Model** Design your own two-week personal conservation project. Decide how you can make a difference as you reduce, reuse, and recycle.



Investigate the **Barrier Islands** ecosystem, then form an opinion as to whether developers should build on these environmentally

Interactions of Life



chapter preview

sections

- 1 Living Earth
- 2 Populations
- 3 Interactions Within Communities

Lab *Feeding Habits of Planaria*

Lab *Population Growth in Fruit Flies*



Virtual Lab *How is energy transferred through a community of organisms?*

Are these birds in danger?

The birds are a help to the rhinoceros. They feed on ticks and other parasites plucked from the rhino's hide. When the birds sense danger, they fly off, giving the rhino an early warning. Earth's living organisms supply one another with food, shelter, and other requirements for life.

Science Journal Describe how a familiar bird, insect, or other animal depends on other organisms.

Start-Up Activities



How do lawn organisms survive?

You probably have taken thousands of footsteps on grassy lawns or playing fields. If you look closely at the grass, you'll see that each blade is attached to roots in the soil. How do grass plants obtain everything they need to live and grow? What other kinds of organisms live in the grass? The following lab will give you a chance to take a closer look at the life in a lawn.



1. Examine a section of sod from a lawn.
2. How do the roots of the grass plants hold the soil?
3. Do you see signs of other living things besides grass?
4. **Think Critically** In your Science Journal, answer the above questions and describe any organisms that are present in your section of sod. Explain how these organisms might affect the growth of grass plants. Draw a picture of your section of sod.




Preview this chapter's content and activities at life.msscience.com


FOLDABLES™ Study Organizer

Ecology Make the following Foldable to help organize information about one of your favorite wild animals and its role in an ecosystem.

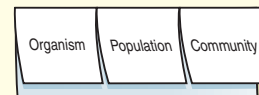
STEP 1 **Fold** a vertical sheet of paper from side to side. Make the front edge 1.25 cm shorter than the back edge.



STEP 2 **Turn** lengthwise and **fold** into thirds.



STEP 3 **Unfold and cut** only the top layer along both folds to make three tabs. **Label** each tab.



Identify Questions Before you read the chapter, write what you already know about your favorite animal under the left tab of your Foldable. As you read the chapter, write how the animal is part of a population and a community under the appropriate tabs.

Living Earth

as you read

What You'll Learn

- **Identify** places where life is found on Earth.
- **Define** ecology.
- **Observe** how the environment influences life.

Why It's Important

All living things on Earth depend on each other for survival.

Review Vocabulary

adaptation: any variation that makes an organism better suited to its environment

New Vocabulary

- biosphere
- ecosystem
- ecology
- population
- community
- habitat

The Biosphere

What makes Earth different from other planets in the solar system? One difference is Earth's abundance of living organisms. The part of Earth that supports life is the **biosphere** (BI uh sfih). The biosphere includes the top portion of Earth's crust, all the waters that cover Earth's surface, and the atmosphere that surrounds Earth.

 **Reading Check** *What three things make up the biosphere?*

As **Figure 1** shows, the biosphere is made up of different environments that are home to different kinds of organisms. For example, desert environments receive little rain. Cactus plants, coyotes, and lizards are included in the life of the desert. Tropical rain forest environments receive plenty of rain and warm weather. Parrots, monkeys, and tens of thousands of other organisms live in the rain forest. Coral reefs form in warm, shallow ocean waters. Arctic regions near the north pole are covered with ice and snow. Polar bears, seals, and walrus live in the arctic.



Desert



Arctic



Coral reef

Figure 1 Earth's biosphere consists of many environments, including ocean waters, polar regions, and deserts.



Life on Earth In our solar system, Earth is the third planet from the Sun. The amount of energy that reaches Earth from the Sun helps make the temperature just right for life. Mercury, the planet closest to the Sun, is too hot during the day and too cold at night to make life possible there. Venus, the second planet from the Sun, has a thick, carbon dioxide atmosphere and high temperatures. It is unlikely that life could survive there. Mars, the fourth planet, is much colder than Earth because it is farther from the Sun and has a thinner atmosphere. It might support microscopic life, but none has been found. The planets beyond Mars probably do not receive enough heat and light from the Sun to have the right conditions for life.

Ecosystems

On a visit to Yellowstone National Park in Wyoming, you might see a prairie scene like the one shown in **Figure 2**. Bison graze on prairie grass. Cowbirds follow the bison, catching grasshoppers that jump away from the bison's hooves. This scene is part of an ecosystem. An **ecosystem** consists of all the organisms living in an area, as well as the nonliving parts of that environment. Bison, grass, birds, and insects are living organisms of this prairie ecosystem. Water, temperature, sunlight, soil, and air are nonliving features of this prairie ecosystem. **Ecology** is the study of interactions that occur among organisms and their environments. Ecologists are scientists who study these interactions.

 **Reading Check** *What is an ecosystem?*

Figure 2 Ecosystems are made up of living organisms and the nonliving factors of their environment. In this prairie ecosystem, cowbirds eat insects and bison graze on grass.

List *other kinds of organisms that might live in this ecosystem.*



Topic: Human Population Data

Visit life.msscience.com for Web links to information about the estimated human population size for the world today.

Activity Create a graph that shows how the human population has changed between the year 2000 and this year.

Populations

Suppose you meet an ecologist who studies how a herd of bison moves from place to place and how the female bison in the herd care for their young. This ecologist is studying the members of a population. A **population** is made up of all organisms of the same species that live in an area at the same time. For example, all the bison in a prairie ecosystem are one population. All the cowbirds in this ecosystem make up a different population. The grasshoppers make up yet another population.

Ecologists often study how populations interact. For example, an ecologist might try to answer questions about several prairie species. How does grazing by bison affect the growth of prairie grass? How does grazing influence the insects that live in the grass and the birds that eat those insects? This ecologist is studying a community. A **community** is all the populations of all species living in an ecosystem. The prairie community is made of populations of bison, grasshoppers, cowbirds, and all other species in the prairie ecosystem. An arctic community might include populations of fish, seals that eat fish, and polar bears that hunt and eat seals. **Figure 3** shows how organisms, populations, communities, and ecosystems are related.

Figure 3 The living world is arranged in several levels of organization.





Figure 4 The trees of the forest provide a habitat for woodpeckers and other birds. This salamander's habitat is the moist forest floor.

Habitats

Each organism in an ecosystem needs a place to live. The place in which an organism lives is called its **habitat**. The animals shown in **Figure 4** live in a forest ecosystem. Trees are the woodpecker's habitat. These birds use their strong beaks to pry insects from tree bark or break open acorns and nuts. Woodpeckers usually nest in holes in dead trees. The salamander's habitat is the forest floor, beneath fallen leaves and twigs. Salamanders avoid sunlight and seek damp, dark places. This animal eats small worms, insects, and slugs. An organism's habitat provides the kinds of food and shelter, the temperature, and the amount of moisture the organism needs to survive.

section 1 review

Summary

The Biosphere

- The biosphere is the portion of Earth that supports life.

Ecosystems

- An ecosystem is made up of the living organisms and nonliving parts of an area.

Populations

- A population is made up of all members of a species that live in the same ecosystem.
- A community consists of all the populations in an ecosystem.

Habitats

- A habitat is where an organism lives.

Self Check

1. **List** three parts of the Earth included in the biosphere.
2. **Define** the term *ecology*.
3. **Compare and contrast** the terms *habitat* and *biosphere*.
4. **Identify** the major difference between a community and a population, and give one example of each.
5. **Think Critically** Does the amount of rain that falls in an area determine which kinds of organisms can live there? Why or why not?

Applying Skills

6. **Form a hypothesis** about how a population of dandelion plants might be affected by a population of rabbits.

Populations

as you read

What You'll Learn

- **Identify** methods for estimating population sizes.
- **Explain** how competition limits population growth.
- **List** factors that influence changes in population size.

Why It's Important

Competition caused by population growth reduces the amount of food, living space, and other resources available to organisms, including humans.

Review Vocabulary

natural selection: hypothesis that states organisms with traits best suited to their environment are more likely to survive and reproduce

New Vocabulary

- limiting factor
- carrying capacity

Competition

Wild crickets feed on plant material at night. They hide under leaves or in dark damp places during the day. In some pet shops, crickets are raised in cages and fed to pet reptiles. Crickets require plenty of food, water, and hiding places. As a population of caged crickets grows, extra food and more hiding places are needed. To avoid crowding, some crickets might have to be moved to other cages.

Food and Space Organisms living in the wild do not always have enough food or living space. The Gila woodpecker, shown in **Figure 5**, lives in the Sonoran Desert of Arizona and Mexico. This woodpecker makes its nest by drilling a hole in a saguaro (suh GWAR oh) cactus. Woodpeckers must compete with each other for nesting spots. Competition occurs when two or more organisms seek the same resource at the same time.

Growth Limits Competition limits population size. If available nesting spaces are limited, some woodpeckers will not be able to raise young. Gila woodpeckers eat cactus fruit, berries, and insects. If food becomes scarce, some woodpeckers might not survive to reproduce. Competition for food, living space, or other resources can limit population growth.

In nature, the most intense competition is usually among individuals of the same species, because they need the same kinds of food and shelter. Competition also takes place among different species. For example, after a Gila woodpecker has abandoned its nest, owls, flycatchers, snakes, and lizards might compete for the shelter of the empty hole.




Figure 5 Gila woodpeckers make nesting holes in the saguaro cactus. Many animals compete for the shelter these holes provide.

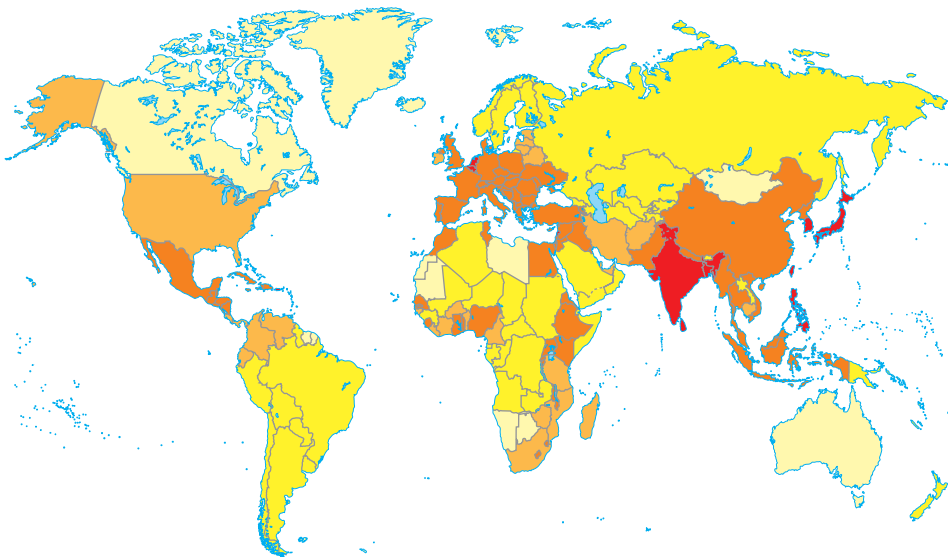
Population Size

Ecologists often need to measure the size of a population. This information can indicate whether or not a population is healthy and growing. Population counts can help identify populations that could be in danger of disappearing.

Some populations are easy to measure. If you were raising crickets, you could measure the size of your cricket population simply by counting all the crickets in the container. What if you wanted to compare the cricket populations in two different containers? You would calculate the number of crickets per square meter (m^2) of your container. The number of individuals of one species per a specific area is called population density. **Figure 6** shows Earth's human population density.

 **Reading Check** What is population density?

Measuring Populations Counting crickets can be tricky. They look alike, move a lot, and hide. The same cricket could be counted more than once, and others could be completely missed. Ecologists have similar problems when measuring wildlife populations. One of the methods they use is called trap-mark-release. Suppose you want to count wild rabbits. Rabbits live underground and come out at dawn and dusk to eat. Ecologists set traps that capture rabbits without injuring them. Each captured rabbit is marked and released. Later, another sample of rabbits is captured. Some of these rabbits will have marks, but many will not. By comparing the number of marked and unmarked rabbits in the second sample, ecologists can estimate the population size.








| Humans/2.6km ² | |
|------------------------------------------------------------------------------------------------|------------------------------------------------------------------------------------------------|
|  Over 500 |  10–49 |
|  100–500 |  Under 10 |
| |  50–99 |

Figure 6 This map shows human population density. **Interpret Illustrations** Which countries have the highest population density?

Mini LAB

Observing Seedling Competition

Procedure

1. Fill two plant pots with moist potting soil.
2. Plant radish seeds in one pot, following the spacing instructions on the seed packet. Label this pot *Recommended Spacing*.
3. Plant radish seeds in the second pot, spaced half the recommended distance apart. Label this pot *Densely Populated*. Wash your hands.
4. Keep the soil moist. When the seeds sprout, move them to a well-lit area.
5. Measure and record in your **Science Journal** the height of the seedlings every two days for two weeks.

Analysis

1. Which plants grew faster?
2. Which plants looked healthiest after two weeks?
3. How did competition influence the plants?






Figure 7 Ecologists can estimate population size by making a sample count. Wildebeests graze on the grassy plains of Africa.

Draw Conclusions How could you use the enlarged square to estimate the number of wildebeests in the entire photograph?

Sample Counts What if you wanted to count rabbits over a large area? Ecologists use sample counts to estimate the sizes of large populations. To estimate the number of rabbits in an area of

100 acres, for example, you could count the rabbits in one acre and multiply by 100 to estimate the population size. **Figure 7** shows another approach to sample counting.

Limiting Factors One grass plant can produce hundreds of seeds. Imagine those seeds drifting onto a vacant field. Many of the seeds sprout and grow into grass plants that produce hundreds more seeds. Soon the field is covered with grass. Can this grass population keep growing forever? Suppose the seeds of wildflowers or trees drift onto the field. If those seeds sprout, trees and flowers would compete with grasses for sunlight, soil, and water. Even if the grasses did not have to compete with other plants, they might eventually use up all the space in the field. When no more living space is available, the population cannot grow.

In any ecosystem, the availability of food, water, living space, mates, nesting sites, and other resources is often limited. A **limiting factor** is anything that restricts the number of individuals in a population. Limiting factors include living and non-living features of the ecosystem.

A limiting factor can affect more than one population in a community. Suppose a lack of rain limits plant growth in a meadow. Fewer plants produce fewer seeds. For seed-eating mice, this reduction in the food supply could become a limiting factor. A smaller mouse population could, in turn, become a limiting factor for the hawks and owls that feed on mice.

Carrying Capacity A population of robins lives in a grove of trees in a park. Over several years, the number of robins increases and nesting space becomes scarce. Nesting space is a limiting factor that prevents the robin population from getting any larger. This ecosystem has reached its carrying capacity for robins. **Carrying capacity** is the largest number of individuals of one species that an ecosystem can support over time. If a population begins to exceed the environment's carrying capacity, some individuals will not have enough resources. They could die or be forced to move elsewhere, like the deer shown in **Figure 8**.



Figure 8 These deer might have moved into a residential area because a nearby forest's carrying capacity for deer has been reached.

Reading Check

How are limiting factors related to carrying capacity?

Applying Science

Do you have too many crickets?

You've decided to raise crickets to sell to pet stores. A friend says you should not allow the cricket population density to go over 210 crickets/m². Use what you've learned in this section to measure the population density in your cricket tanks.

Identifying the Problem

The table on the right lists the areas and populations of your three cricket tanks. How can you determine if too many crickets are in one tank? If a tank contains too many crickets, what could you do? Explain why too many crickets in a tank might be a problem.

| Cricket Population | | |
|--------------------|------------------------|--------------------|
| Tank | Area (m ²) | Number of Crickets |
| 1 | 0.80 | 200 |
| 2 | 0.80 | 150 |
| 3 | 1.5 | 315 |

Solving the Problem

- Do any of the tanks contain too many crickets? Could you make the population density of the three tanks equal by moving crickets from one tank to another? If so, which tank would you move crickets into?
- Wild crickets living in a field have a population density of 2.4 crickets/m². If the field's area is 250 m², what is the approximate size of the cricket population? Why would the population density of crickets in a field be lower than the population density of crickets in a tank?

Topic: Birthrates and Death Rates

Visit life.msscience.com for Web links to information about birthrates and death rates for the human population.

Activity Find out whether the human population worldwide is increasing because of rising birthrates or declining death rates.

Biotic Potential What would happen if no limiting factors restricted the growth of a population? Think about a population that has an unlimited supply of food, water, and living space. The climate is favorable. Population growth is not limited by diseases, predators, or competition with other species. Under ideal conditions like these, the population would continue to grow.

The highest rate of reproduction under ideal conditions is a population's biotic potential. The larger the number of offspring that are produced by parent organisms, the higher the biotic potential of the species will be. Compare an avocado tree to a tangerine tree. Assume that each tree produces the same number of fruits. Each avocado fruit contains one large seed. Each tangerine fruit contains a dozen seeds or more. Because the tangerine tree produces more seeds per fruit, it has a higher biotic potential than the avocado tree.

Changes in Populations

Birthrates and death rates also influence the size of a population and its rate of growth. A population gets larger when the number of individuals born is greater than the number of individuals that die. When the number of deaths is greater

than the number of births, populations get smaller. Take the squirrels living in New York City's Central Park as an example. In one year, if 900 squirrels are born and 800 die, the population increases by 100. If 400 squirrels are born and 500 die, the population decreases by 100.

The same is true for human populations. **Table 1** shows birthrates, death rates, and population changes for several countries around the world. In countries with faster population growth, birthrates are much higher than death rates. In countries with slower population growth, birthrates are only slightly higher than death rates. In Germany, where the population is getting smaller, the birthrate is lower than the death rate.

Table 1 Population Growth

| | Birthrate* | Death Rate* | Population Increase (percent) |
|-------------------------------|------------|-------------|-------------------------------|
| Rapid-Growth Countries | | | |
| Jordan | 38.8 | 5.5 | 3.3 |
| Uganda | 50.8 | 21.8 | 2.9 |
| Zimbabwe | 34.3 | 9.4 | 5.2 |
| Slow-Growth Countries | | | |
| Germany | 9.4 | 10.8 | -1.5 |
| Sweden | 10.8 | 10.6 | 0.1 |
| United States | 14.8 | 8.8 | 0.6 |

*Number per 1,000 people



Figure 9 Mangrove seeds sprout while they are still attached to the parent tree. Some sprouted seeds drop into the mud below the parent tree and continue to grow. Others drop into the water and can be carried away by tides and ocean currents. When they wash ashore, they might start a new population of mangroves or add to an existing mangrove population.

Moving Around Most animals can move easily from place to place, and these movements can affect population size. For example, a male mountain sheep might wander many miles in search of a mate. After he finds a mate, their offspring might establish a completely new population of mountain sheep far from the male's original population.

Many bird species move from one place to another during their annual migrations. During the summer, populations of Baltimore orioles are found throughout eastern North America. During the winter, these populations disappear because the birds migrate to Central America. They spend the winter there, where the climate is mild and food supplies are plentiful. When summer approaches, the orioles migrate back to North America.

Even plants and microscopic organisms can move from place to place, carried by wind, water, or animals. The tiny spores of mushrooms, mosses, and ferns float through the air. The seeds of dandelions, maple trees, and other plants have feathery or winglike growths that allow them to be carried by wind. Spine-covered seeds hitch rides by clinging to animal fur or people's clothing. Many kinds of seeds can be transported by river and ocean currents. Mangrove trees growing along Florida's Gulf Coast, shown in **Figure 9**, provide an example of how water moves seeds.

Mini LAB

Comparing Biotic Potential

Procedure    

1. Remove all the seeds from a **whole fruit**. Do not put fruit or seeds in your mouth.
2. Count the total number of seeds in the fruit. Wash your hands, then record these data in your **Science Journal**.
3. Compare your seed totals with those of classmates who examined other types of fruit.

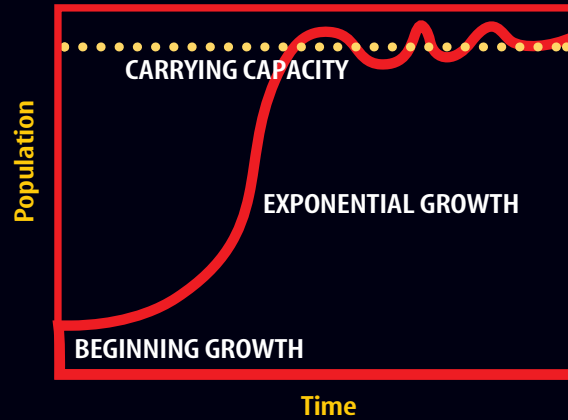
Analysis

1. Which type of fruit had the most seeds? Which had the fewest seeds?
2. What is an advantage of producing many seeds? Can you think of a possible disadvantage?
3. To estimate the total number of seeds produced by a tomato plant, what would you need to know?



Figure 10

When a species enters an ecosystem that has abundant food, water, and other resources, its population can flourish. Beginning with a few organisms, the population increases until the number of organisms and available resources are in balance. At that point, population growth slows or stops. A graph of these changes over time produces an S-curve, as shown here for coyotes.



BEGINNING GROWTH During the first few years, population growth is slow, because there are few adults to produce young. As the population grows, so does the number of breeding adults.



EXPONENTIAL GROWTH As the number of adults in the population grows, so does the number of births. The coyote population undergoes exponential growth, quickly increasing in size.



CARRYING CAPACITY As resources become less plentiful, the birthrate declines and the death rate may rise. Population growth slows. The coyote population has reached the environmental carrying capacity—the maximum number of coyotes that the environment can sustain.

Exponential Growth When a species moves into a new area with plenty of food, living space, and other resources, the population grows quickly, in a pattern called exponential growth. Exponential growth means that the larger a population gets, the faster it grows. Over time, the population will reach the ecosystem's carrying capacity for that species. **Figure 10** shows each stage in this pattern of population growth.

As a population approaches its ecosystem's carrying capacity, competition for living space and other resources increases. As you can see in **Figure 11**, Earth's human population shows exponential growth. By the year 2050, the population could reach 9 billion. You probably have read about or experienced some of the competition associated with human population growth, such as freeway traffic jams, crowded subways and buses, or housing shortages. As population density increases, people are forced to live closer to one another. Infectious diseases can spread easily when people are crowded together.

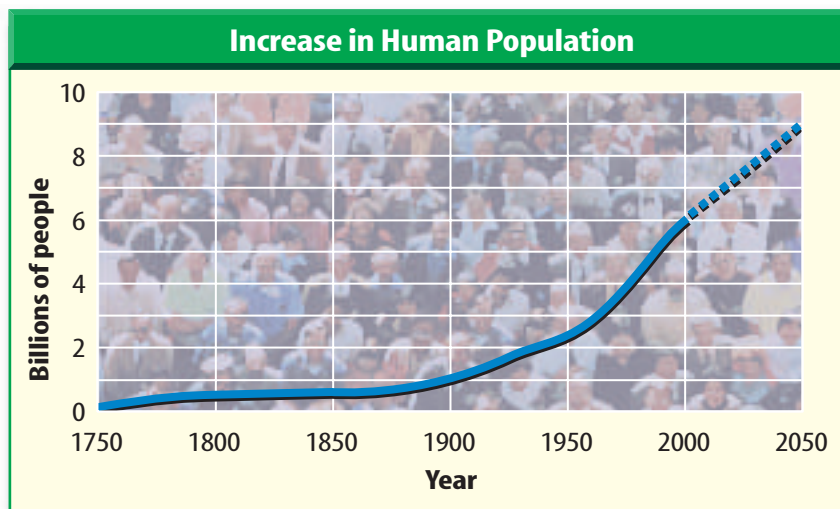


Figure 11 The size of the human population is increasing by about 1.6 percent per year. **Identify** the factors that affect human population growth.

section 2 review

Summary

Competition

- When more than one organism needs the same resource, competition occurs.
- Competition limits population size.

Population Size

- Population density is the number of individuals per unit area.
- Limiting factors are resources that restrict population size.
- An ecosystem's carrying capacity is the largest population it can support.
- Biotic potential is the highest possible rate of growth for a population.

Changes in Populations

- Birthrates, death rates, and movement from place to place affect population size.

Self Check

1. **Describe** three ways in which ecologists can estimate the size of a population.
2. **Explain** how birthrates and death rates influence the size of a population.
3. **Explain** how carrying capacity influences the number of organisms in an ecosystem.
4. **Think Critically** Why are food and water the limiting factors that usually have the greatest effect on population size?

Applying Skills

5. **Make and use a table** on changes in the size of a deer population in Arizona. Use the following data. In 1910 there were 6 deer; in 1915, 36 deer; in 1920, 143 deer; in 1925, 86 deer; and in 1935, 26 deer. Explain what might have caused these changes.

Interactions Within Communities

as you read

What You'll Learn

- **Describe** how organisms obtain energy for life.
- **Explain** how organisms interact.
- **Recognize** that every organism occupies a niche.

Why It's Important

Obtaining food, shelter, and other needs is crucial to the survival of all living organisms, including you.

Review Vocabulary

social behavior: interactions among members of the same species

New Vocabulary

- producer
- commensalism
- consumer
- parasitism
- symbiosis
- niche
- mutualism

Obtaining Energy

Just as a car engine needs a constant supply of gasoline, living organisms need a constant supply of energy. The energy that fuels most life on Earth comes from the Sun. Some organisms use the Sun's energy to create energy-rich molecules through the process of photosynthesis. The energy-rich molecules, usually sugars, serve as food. They are made up of different combinations of carbon, hydrogen, and oxygen atoms. Energy is stored in the chemical bonds that hold the atoms of these molecules together. When the molecules break apart—for example, during digestion—the energy in the chemical bonds is released to fuel life processes.

Producers Organisms that use an outside energy source like the Sun to make energy-rich molecules are called **producers**. Most producers contain chlorophyll (KLOR uh fihl), a chemical that is required for photosynthesis. As shown in **Figure 12**, green plants are producers. Some producers do not contain chlorophyll and do not use energy from the Sun. Instead, they make energy-rich molecules through a process called chemosynthesis (kee moh SIHN thuh sus). These organisms can be found near volcanic vents on the ocean floor. Inorganic molecules in the water provide the energy source for chemosynthesis.


Figure 12 Green plants, including the grasses that surround this pond, are producers. The pond water also contains producers, including microscopic organisms like *Euglena* and algae.

Euglena

LM Magnification: 125×


Algae

LM Magnification: 25×



(l)Michael Abbey/Photo Researchers, (r)JOSF/Animals Animals, (b)Michael P. Gadomski/Photo Researchers


Figure 13 Four categories of consumers are shown. **Identify** the consumer category that would apply to a bear. What about a mushroom?



Consumers Organisms that cannot make their own energy-rich molecules are called **consumers**. Consumers obtain energy by eating other organisms. **Figure 13** shows the four general categories of consumers. Herbivores are the vegetarians of the world. They include rabbits, deer, and other plant eaters. Carnivores are animals that eat other animals. Frogs and spiders are carnivores that eat insects. Omnivores, including pigs and humans, eat mostly plants and animals. Decomposers, including fungi, bacteria, and earthworms, consume wastes and dead organisms. Decomposers help recycle once-living matter by breaking it down into simple, energy-rich substances. These substances might serve as food for decomposers, be absorbed by plant roots, or be consumed by other organisms.

 **Reading Check** How are producers different from consumers?

Food Chains Ecology includes the study of how organisms depend on each other for food. A food chain is a simple model of the feeding relationships in an ecosystem. For example, shrubs are food for deer, and deer are food for mountain lions, as illustrated in **Figure 14**. What food chain would include you?



Glucose The nutrient molecule produced during photosynthesis is glucose. Look up the chemical structure of glucose and draw it in your Science Journal.

Figure 14 Food chains illustrate how consumers obtain energy from other organisms in an ecosystem.

Symbiotic Relationships

Figure 15 Many examples of symbiotic relationships exist in nature.



Lichens are a result of mutualism.



Clown fish and sea anemones have a commensal relationship.

LM Magnification: 128×



Some roundworms are parasites that rob nutrients from their hosts.

Not all relationships among organisms involve food. Many organisms live together and share resources in other ways. Any close relationship between species is called **symbiosis**.

Mutualism You may have noticed crusty lichens growing on fences, trees, or rocks. Lichens, like those shown in **Figure 15**, are made up of an alga or a cyanobacterium that lives within the tissues of a fungus. Through photosynthesis, the cyanobacterium or alga supplies energy to itself and the fungus. The fungus provides a protected space in which the cyanobacterium or alga can live. Both organisms benefit from this association. A symbiotic relationship in which both species benefit is called **mutualism** (MYEW chuh wuh lih zum).

Commensalism If you've ever visited a marine aquarium, you might have seen the ocean organisms shown in **Figure 15**. The creature with gently waving, tubelike tentacles is a sea anemone. The tentacles contain a mild poison. Anemones use their tentacles to capture shrimp, fish, and other small animals to eat. The striped clown fish can swim among the tentacles without being harmed. The anemone's tentacles protect the clown fish from predators. In this relationship, the clown fish benefits but the sea anemone is not helped or hurt. A symbiotic relationship in which one organism benefits and the other is not affected is called **commensalism** (kuh MEN suh lih zum).

Parasitism Pet cats or dogs sometimes have to be treated for worms. Roundworms, like the one shown in **Figure 15**, are common in puppies. This roundworm attaches itself to the inside of the puppy's intestine and feeds on nutrients in the puppy's blood. The puppy may have abdominal pain, bloating, and diarrhea. If the infection is severe, the puppy might die. A symbiotic relationship in which one organism benefits but the other is harmed is called **parasitism** (PER uh suh tih zum).

Niches

One habitat might contain hundreds or even thousands of species. Look at the rotting log habitat shown in **Figure 16**. A rotting log in a forest can be home to many species of insects, including termites that eat decaying wood and ants that feed on the termites. Other species that live on or under the rotting log include millipedes, centipedes, spiders, and worms. You might think that competition for resources would make it impossible for so many species to live in the same habitat. However, each species has different requirements for its survival. As a result, each species has its own niche (NICH). An organism's **niche** is its role in its environment—how it obtains food and shelter, finds a mate, cares for its young, and avoids danger.

 **Reading Check** *Why does each species have its own niche?*

Special adaptations that improve survival are often part of an organism's niche. Milkweed plants contain a poison that prevents many insects from feeding on them. Monarch butterfly caterpillars have an adaptation that allows them to eat milkweed. Monarchs can take advantage of a food resource that other species cannot use. Milkweed poison also helps protect monarchs from predators. When the caterpillars eat milkweed, they become slightly poisonous. Birds avoid eating monarchs because they learn that the caterpillars and adult butterflies have an awful taste and can make them sick.



Plant Poisons The poison in milkweed is similar to the drug digitalis. Small amounts of digitalis are used to treat heart ailments in humans, but it is poisonous in large doses. Research the history of digitalis as a medicine. In your Science Journal, list diseases for which it was used but is no longer used.

Figure 16 Different adaptations enable each species living in this rotting log to have its own niche. Termites eat wood. They make tunnels inside the log. Millipedes

feed on plant matter and find shelter beneath the log. Wolf spiders capture insects living in and around the log.



Termites

Millipede

Wolf spider



Figure 17 The alligator is a predator. The turtle is its prey.

Predator and Prey When you think of survival in the wild, you might imagine an antelope running away from a lion. An organism's niche includes how it avoids being eaten and how it finds or captures its food. Predators, like the one shown in **Figure 17**, are consumers that capture and eat other consumers. The prey is the organism that is captured by the predator. The presence of predators usually increases the number of different species that can live in an ecosystem. Predators limit the size of prey populations. As a result, food and other resources are less likely to become scarce, and competition between species is reduced.

Cooperation Individual organisms often cooperate in ways that improve survival. For example, a white-tailed deer that detects the presence of wolves or coyotes will alert the other deer in the herd. Many insects, such as ants and honeybees, live in social groups. Different individuals perform different tasks required for the survival of the entire nest. Soldier ants protect workers that go out of the nest to gather food. Worker ants feed and care for ant larvae that hatch from eggs laid by the queen. These cooperative actions improve survival and are a part of the specie's niche.

section 3 review

Summary

Obtaining Energy

- All life requires a constant supply of energy.
- Most producers make food by photosynthesis using light energy.
- Consumers cannot make food. They obtain energy by eating producers or other consumers.
- A food chain models the feeding relationships between species.

Symbiotic Relationships

- Symbiosis is any close relationship between species.
- Mutualism, commensalism, and parasitism are types of symbiosis.
- An organism's niche describes the ways in which the organism obtains food, avoids danger, and finds shelter.

Self Check

1. **Explain** why all consumers depend on producers for food.
2. **Describe** a mutualistic relationship between two imaginary organisms. Name the organisms and explain how each benefits.
3. **Compare and contrast** the terms *habitat* and *niche*.
4. **Think Critically** A parasite can obtain food only from a host organism. Explain why most parasites weaken, but do not kill, their hosts.

Applying Skills

5. **Design an experiment** to classify the symbiotic relationship that exists between two hypothetical organisms. Animal A definitely benefits from its relationship with Plant B, but it is not clear whether Plant B benefits, is harmed, or is unaffected.

Feeding Habits of Planaria

You probably have watched minnows darting about in a stream. It is not as easy to observe organisms that live at the bottom of a stream, beneath rocks, logs, and dead leaves. Countless stream organisms, including insect larvae, worms, and microscopic organisms, live out of your view. One such organism is a type of flat-worm called a planarian. In this lab, you will find out about the eating habits of planarians.

Real-World Question

What food items do planarians prefer to eat?

Goals

- **Observe** the food preference of planarians.
- **Infer** what planarians eat in the wild.

Materials

| | |
|----------------------|----------------------|
| small bowl | guppies (several) |
| planarians (several) | pond or stream water |
| lettuce leaf | magnifying lens |
| raw liver or meat | |

Safety Precautions



Magnification: Unknown



Procedure

1. Fill the bowl with stream water.
2. Place a lettuce leaf, piece of raw liver, and several guppies in the bowl. Add the planarians. Wash your hands.
3. **Observe** what happens inside the bowl for at least 20 minutes. Do not disturb the bowl or its contents. Use a magnifying lens to look at the planarians.
4. **Record** all of your observations in your Science Journal.

Conclude and Apply

1. **Name** the food the planarians preferred.
2. **Infer** what planarians might eat when in their natural environment.
3. **Describe**, based on your observations during this lab, a planarian's niche in a stream ecosystem.
4. **Predict** where in a stream you might find planarians. Use references to find out whether your prediction is correct.

Communicating Your Data

Share your results with other students in your class. Plan an adult-supervised trip with several classmates to a local stream to search for planarians in their native habitat. For more help, refer to the **Science Skill Handbook**.

POPULATION GROWTH IN FRUIT FLIES

Goals

- **Identify** the environmental factors needed by a population of fruit flies.
- **Design** an experiment to investigate how a change in one environmental factor affects in any way the size of a fruit fly population.
- **Observe** and **measure** changes in population size.

Possible Materials

fruit flies
 standard fruit fly culture kit
 food items (banana, orange peel, or other fruit)
 water
 heating or cooling source
 culture containers
 cloth, plastic, or other tops for culture containers
 magnifying lens

Safety Precautions



Real-World Question

Populations can grow at an exponential rate only if the environment provides the right amount of food, shelter, air, moisture, heat, living space, and other factors. You probably have seen fruit flies hovering near ripe bananas or other fruit. Fruit flies are fast-growing organisms often raised in science laboratories. The flies are kept in culture tubes and fed a diet of specially prepared food flakes. Can you improve on this standard growing method to achieve faster population growth? Will a change in one environmental factor affect the growth of a fruit fly population?



Form a Hypothesis

Based on your reading about fruit flies, state a hypothesis about how changing one environmental factor will affect the rate of growth of a fruit fly population.

Test Your Hypothesis

Make a Plan

1. As a group, decide on one environmental factor to investigate. Agree on a hypothesis about how a change in this factor will affect population growth. Decide how you will test your hypothesis, and identify the experimental results that would support your hypothesis.
2. **List** the steps you will need to take to test your hypothesis. Describe exactly what you will do. List your materials.
3. **Determine** the method you will use to measure changes in the size of your fruit fly populations.



Using Scientific Methods

4. Prepare a data table in your Science Journal to record weekly measurements of your fruit fly populations.
5. Read the entire experiment and make sure all of the steps are in a logical order.
6. **Research** the standard method used to raise fruit flies in the laboratory. Use this method as the control in your experiment.
7. **Identify** all constants, variables, and controls in your experiment.

Follow Your Plan

1. Make sure your teacher approves your plan before you start.
2. Carry out your experiment.
3. **Measure** the growth of your fruit fly populations weekly and record the data in your data table.



Analyze Your Data

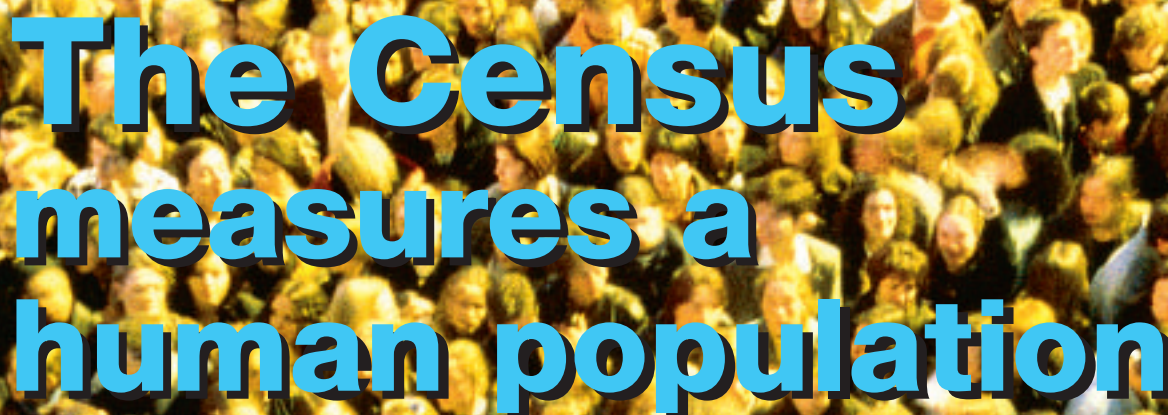
1. **Identify** the constants and the variables in your experiment.
2. **Compare** changes in the size of your control population with changes in your experimental population. Which population grew faster?
3. **Make and Use Graphs** Using the information in your data table, make a line graph that shows how the sizes of your two fruit fly populations changed over time. Use a different colored pencil for each population's line on the graph.

Conclude and Apply

1. **Explain** whether or not the results support your hypothesis.
2. **Compare** the growth of your control and experimental populations. Did either population reach exponential growth? How do you know?

Communicating Your Data

Compare the results of your experiment with those of other students in your class. For more help, refer to the **Science Skill Handbook**.



The Census measures a human population

Counting people is important to the United States and to many other countries around the world. It helps governments determine the distribution of people in the various regions of a nation. To obtain this information, the government takes a census—a count of how many people are living in their country on a particular day at a particular time, and in a particular place. A census is a snapshot of a country's population.

Counting on the Count

When the United States government was formed, its founders set up the House of Representatives based on population. Areas with more people had more government representatives, and areas with fewer people had fewer representatives. In 1787, the requirement for a census became part of the U.S. Constitution. A census must be taken every ten years so the proper number of representatives for each state can be calculated.

The Short Form

Before 1970, United States census data was collected by field workers. They went door to door to count the number of people living in each household. Since then, the census has been done mostly by mail. Census data are important in deciding how to distribute government services and funding.

The 2000 Snapshot

One of the findings of the 2000 Census is that the U.S. population is becoming more equally spread out across age groups. Census officials estimate that by 2020 the population of children, middle-aged people, and senior citizens will be about equal. It's predicted also that there will be more people who are over 100 years old than ever before. Federal, state, and local governments will be using the results of the 2000 Census for years to come as they plan our future.

Census Develop a school census. What questions will you ask? (Don't ask questions that are too personal.) Who will ask them? How will you make sure you counted everyone? Using the results, can you make any predictions about your school's future or its current students?

Science online

For more information, visit
life.msscience.com/time

Reviewing Main Ideas

Section 1 Living Earth

1. Ecology is the study of interactions that take place in the biosphere.
2. A population is made up of all organisms of one species living in an area at the same time.
3. A community is made up of all the populations living in one ecosystem.
4. Living and nonliving factors affect an organism's ability to survive in its habitat.

Section 2 Populations

1. Population size can be estimated by counting a sample of a total population.
2. Competition for limiting factors can restrict the size of a population.

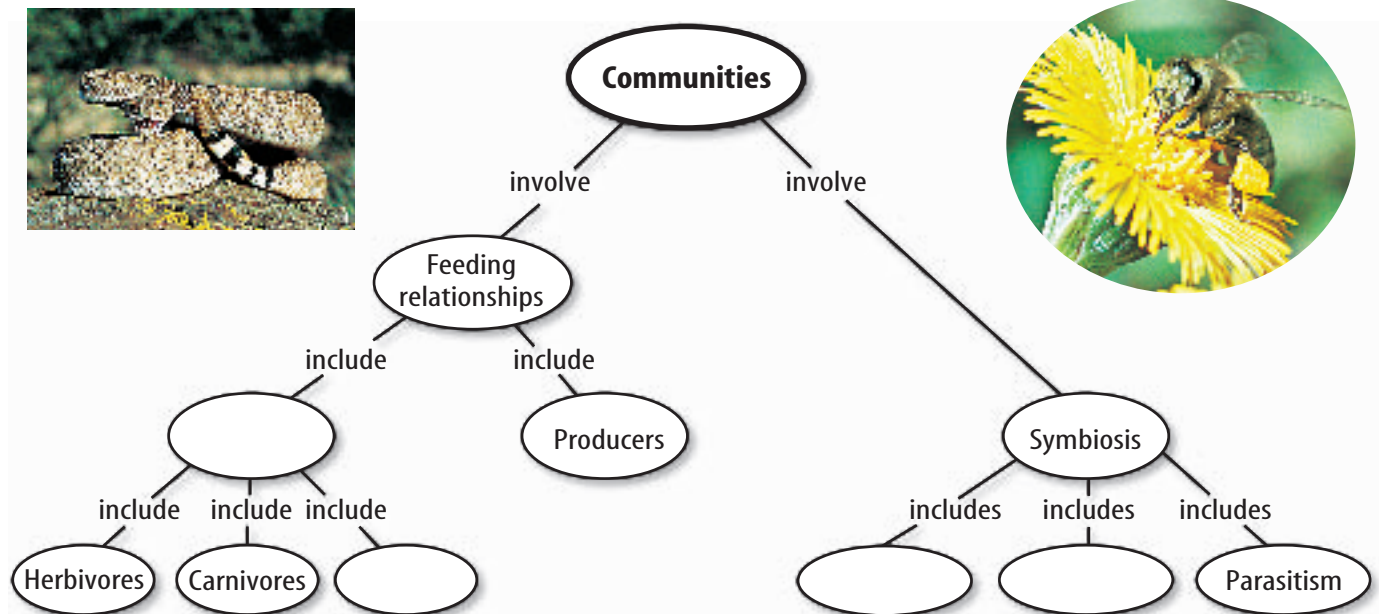
3. Population growth is affected by birthrate, death rate, and the movement of individuals into or out of a community.
4. Exponential population growth can occur in environments that provide a species with plenty of food, shelter, and other resources.

Section 3 Interactions Within Communities

1. All life requires energy.
2. Most producers use light to make food in the form of energy-rich molecules. Consumers obtain energy by eating other organisms.
3. Mutualism, commensalism, and parasitism are the three kinds of symbiosis.
4. Every species has its own niche, which includes adaptations for survival.

Visualizing Main Ideas

Copy and complete the following concept map on communities.



Using Vocabulary

- | | |
|--------------------------|------------------------|
| biosphere p. 684 | limiting factor p. 690 |
| carrying capacity p. 691 | mutualism p. 698 |
| commensalism p. 698 | niche p. 699 |
| community p. 686 | parasitism p. 698 |
| consumer p. 697 | population p. 686 |
| ecology p. 685 | producer p. 696 |
| ecosystem p. 685 | symbiosis p. 698 |
| habitat p. 687 | |

Explain the difference between the vocabulary words in each of the following sets.

- niche—habitat
- mutualism—commensalism
- limiting factor—carrying capacity
- biosphere—ecosystem
- producer—consumer
- population—ecosystem
- community—population
- parasitism—symbiosis
- ecosystem—ecology
- parasitism—commensalism

Checking Concepts

Choose the word or phrase that best answers the question.

- Which of the following is a living factor in the environment?

| | |
|------------|-------------|
| A) animals | C) sunlight |
| B) air | D) soil |
- What is made up of all the populations in an area?

| | |
|-------------|--------------|
| A) niches | C) community |
| B) habitats | D) ecosystem |

- What does the number of individuals in a population that occupies an area of a specific size describe?

| | |
|-------------|------------|
| A) clumping | C) spacing |
| B) size | D) density |
- Which of the following animals is an example of an herbivore?

| | |
|---------|-----------|
| A) wolf | C) tree |
| B) moss | D) rabbit |
- What term best describes a symbiotic relationship in which one species is helped and the other is harmed?

| | |
|---------------|-----------------|
| A) mutualism | C) commensalism |
| B) parasitism | D) consumerism |
- Which of the following conditions tends to increase the size of a population?

| |
|------------------------------------------------------------|
| A) births exceed deaths |
| B) population size exceeds the carrying capacity |
| C) movements out of an area exceed movements into the area |
| D) severe drought |
- Which of the following is most likely to be a limiting factor in a population of fish living in the shallow water of a large lake?

| | |
|-------------|---------|
| A) sunlight | C) food |
| B) water | D) soil |

- In which of the following categories does the pictured organism belong?

| |
|--------------|
| A) herbivore |
| B) carnivore |
| C) producer |
| D) consumer |



- Which pair of words is incorrect?

| |
|--------------------------|
| A) black bear—carnivore |
| B) grasshopper—herbivore |
| C) pig—omnivore |
| D) lion—carnivore |

Thinking Critically

- 20. **Infer** why a parasite has a harmful effect on the organism it infects.
- 21. **Explain** what factors affect carrying capacity.
- 22. **Describe** your own habitat and niche.
- 23. **Make and Use Tables** Copy and complete the following table.

| Types of Symbiosis | | |
|--------------------|----------------------|--------------|
| Organism A | Organism B | Relationship |
| Gains | Doesn't gain or lose | |
| Gains | | Mutualism |
| Gains | Loses | |

- 24. **Explain** how several different niches can exist in the same habitat.
- 25. **Make a model** of a food chain using the following organisms: grass, snake, mouse, and hawk.
- 26. **Predict** Dandelion seeds can float great distances on the wind with the help of white, featherlike attachments. Predict how a dandelion seed's ability to be carried on the wind helps reduce competition among dandelion plants.
- 27. **Classify** the following relationships as parasitism, commensalism, or mutualism: a shark and a remora fish that cleans and eats parasites from the shark's gills; head lice and a human; a spiny sea urchin and a tiny fish that hides from predators by floating among the sea urchin's spines.
- 28. **Compare and contrast** the diets of omnivores and herbivores. Give examples of each.
- 29. **List** three ways exponential growth in the human population affects people's lives.

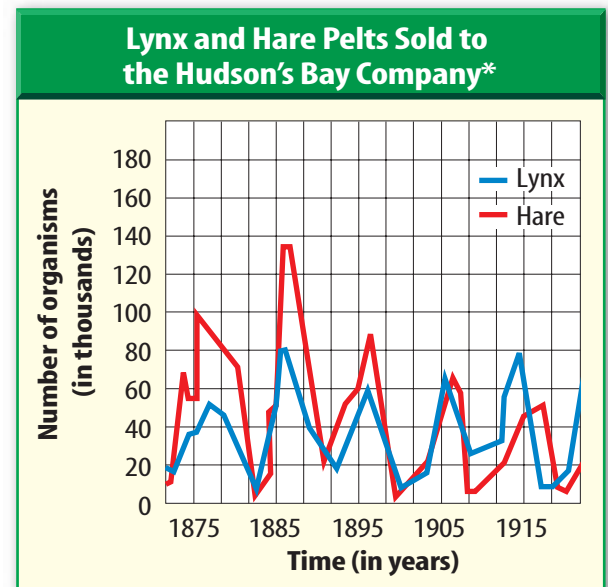
Performance Activities

- 30. **Poster** Use photographs from old magazines to create a poster that shows at least three different food chains. Illustrate energy pathways from organism to organism and from organisms to the environment. Display your poster for your classmates.

Applying Math

- 31. **Measuring Populations** An ecologist wants to know the size of a population of wild daisy plants growing in a meadow that measures 1,000 m². The ecologist counts 30 daisy plants in a sample area of 100 m². What is the estimated population of daisies in the entire meadow?

Use the table below to answer question 32.



* Data from 1875 through 1904 reflects actual pelts counted. Data from 1905 through 1915 is based on answers to questionnaire.

- 32. **Changes in Populations** The graph above shows changes over time in the sizes of lynx and rabbit populations in an ecosystem. What does the graph tell you about the relationship between these two species? Explain how they influence each other's population size.

Part 1 Multiple Choice

Record your answers on the answer sheet provided by your teacher or on a sheet of paper.

- Which of the following terms is defined in part by nonliving factors?
 - population
 - community
 - ecosystem
 - niche
- Which of the follow terms would include all places where organisms live on Earth?
 - ecosystem
 - habitat
 - biosphere
 - community
- Which of the following is not a method of measuring populations?
 - total count
 - trap-release
 - sample count
 - trap-mark-release

Use the photo below to answer questions 4 and 5.



- Dead plants at the bottom of this pond are consumed by
 - omnivores.
 - herbivores.
 - carnivores.
 - decomposers.
- If the pond shrinks in size, what effect will this have on the population density of the pond's minnow species?
 - It will increase.
 - It will decrease.
 - It will stay the same.
 - No effect; it is not a limiting factor.

- Which of the following includes organisms that can directly convert energy from the Sun into food?
 - producers
 - decomposers
 - omnivores
 - consumers
- You have a symbiotic relationship with bacteria in your digestive system. These bacteria break down food you ingest, and you get vital nutrients from them. Which type of symbiosis is this?
 - mutualism
 - barbarism
 - commensalism
 - parasitism

Use the photo below to answer questions 8 and 9.



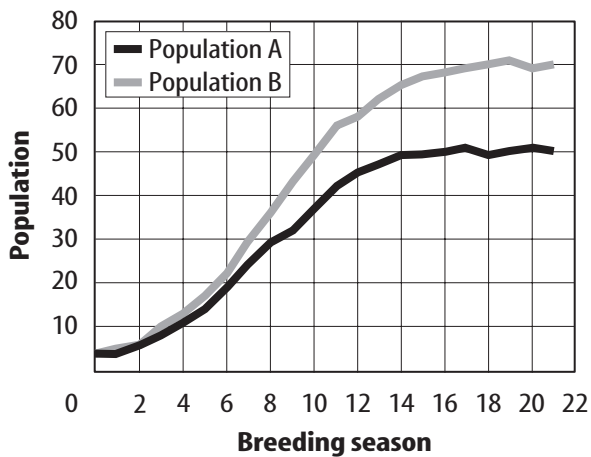
- An eastern screech owl might compete with which organism most intensely for resources?
 - mouse
 - hawk
 - mountain lion
 - wren
- Which of the following organisms might compete with the mouse for seeds?
 - hawk
 - lion
 - fox
 - sparrow
- Which of the following is an example of a community?
 - all the white-tailed deer in a forest
 - all the trees, soil, and water in a forest
 - all the plants and animals in a wetland
 - all the cattails in a wetland

Part 2 Short Response/Grid In

Record your answers on the answer sheet provided by your teacher or on a sheet of paper.

Use the graph below to answer question 11.

Mouse Population Exposed to Predators



- The graph depicts the growth of two white-footed mice populations, one exposed to hawks (population A) and one without hawks (population B). Are hawks a limiting factor for either mouse population? If not, then what other factor could be a limiting factor for that population?
- Diagram the flow of energy through an ecosystem. Include the sources of energy, producers, consumers, and decomposers in the ecosystem.

Test-Taking Tip

Understand the Question Be sure you understand the question before you read the answer choices. Make special note of words like NOT or EXCEPT. Read and consider choices before you mark your answer sheet.

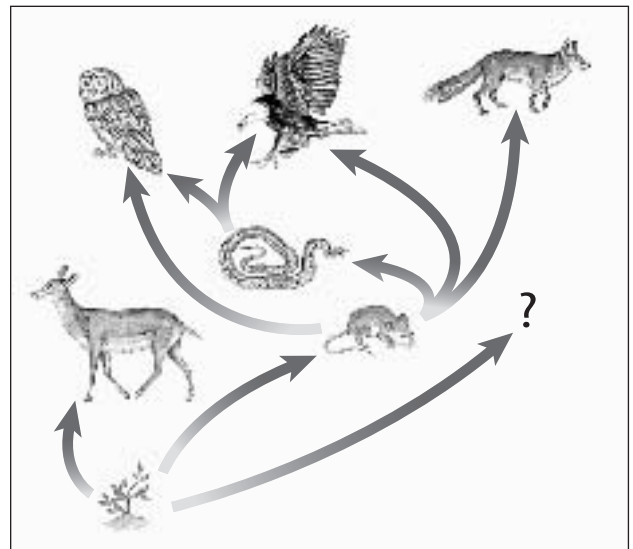
Question 11 Make sure you understand which mouse population is subject to predation by hawks and which mouse population do hawks not affect.

Part 3 Open Ended

Record your answers on a sheet of paper.

- The colors and patterns of the viceroy butterfly are similar to the monarch butterfly, however, the viceroy caterpillars don't feed on milkweed. How does the viceroy butterfly benefit from this adaptation of its appearance? Under what circumstance would this adaptation not benefit the viceroy? Why?

Use the illustration below to answer question 14.



- The illustration depicts a food web for a particular ecosystem. If the "?" is another mouse species population that is introduced into the ecosystem, explain what impact this would have on the species populations in the ecosystem.
- Identify and explain possible limiting factors that would control the size of an ant colony.
- How would you measure the size of a population of gray squirrels in a woodland? Explain which method you would choose and why.