

Contents

Preface xi

CHAPTER 1

The Nature of Probability and Statistics 1

Introduction 2

- 1-1** Descriptive and Inferential Statistics 3
- 1-2** Variables and Types of Data 6
- 1-3** Data Collection and Sampling Techniques 9
 - Random Sampling 10*
 - Systematic Sampling 11*
 - Stratified Sampling 12*
 - Cluster Sampling 12*
 - Other Sampling Methods 13*
- 1-4** Observational and Experimental Studies 13
- 1-5** Uses and Misuses of Statistics 16
 - Suspect Samples 17*
 - Ambiguous Averages 17*
 - Changing the Subject 17*
 - Detached Statistics 18*
 - Implied Connections 18*
 - Misleading Graphs 18*
 - Faulty Survey Questions 18*
- 1-6** Computers and Calculators 19
 - Summary 25*




CHAPTER 2

Frequency Distributions and Graphs 35

Introduction 36

- 2-1** Organizing Data 37
 - Wealthy People 37*
 - Categorical Frequency Distributions 38*
 - Grouped Frequency Distributions 39*



- 2-2** Histograms, Frequency Polygons, and Ogives 51
 - The Histogram 51*
 - The Frequency Polygon 53*
 - The Ogive 54*
 - Relative Frequency Graphs 56*
 - Distribution Shapes 59*
- 2-3** Other Types of Graphs 68
 - Bar Graphs 69*
 - Pareto Charts 70*
 - The Time Series Graph 71*
 - The Pie Graph 73*
 - Misleading Graphs 76*
 - Stem and Leaf Plots 80*
 - Summary 94*

CHAPTER 3

Data Description 103

Introduction 104

- 3-1** Measures of Central Tendency 105
 - The Mean 106*
 - The Median 109*
 - The Mode 111*
 - The Midrange 114*
 - The Weighted Mean 115*
 - Distribution Shapes 117*
- 3-2** Measures of Variation 123
 - Range 124*
 - Population Variance and Standard Deviation 125*
 - Sample Variance and Standard Deviation 128*
 - Variance and Standard Deviation for Grouped Data 129*
 - Coefficient of Variation 132*
 - Range Rule of Thumb 133*
 - Chebyshev's Theorem 134*
 - The Empirical (Normal) Rule 136*




- 3-3** Measures of Position 142
 - Standard Scores 142
 - Percentiles 143
 - Quartiles and Deciles 149
 - Outliers 151
- 3-4** Exploratory Data Analysis 162
 - The Five-Number Summary and Boxplots 162
 - Summary 171

CHAPTER 4

Probability and Counting Rules 181

Introduction 182

- 4-1** Sample Spaces and Probability 183
 - Basic Concepts 183
 - Classical Probability 186
 - Complementary Events 189
 - Empirical Probability 191
 - Law of Large Numbers 193
 - Subjective Probability 194
 - Probability and Risk Taking 194
- 4-2** The Addition Rules for Probability 199
- 4-3** The Multiplication Rules and Conditional Probability 211
 - The Multiplication Rules 211
 - Conditional Probability 216
 - Probabilities for "At Least" 218
- 4-4** Counting Rules 224
 - The Fundamental Counting Rule 224
 - Factorial Notation 227
 - Permutations 227
 - Combinations 229
- 4-5** Probability and Counting Rules 237
 - Summary 242



CHAPTER 5

Discrete Probability Distributions 251

Introduction 252

- 5-1** Probability Distributions 253
- 5-2** Mean, Variance, Standard Deviation, and Expectation 259
 - Mean 259



Variance and Standard Deviation 262
Expectation 264

- 5-3** The Binomial Distribution 270
- 5-4** Other Types of Distributions (Optional) 283
 - The Multinomial Distribution 283
 - The Poisson Distribution 284
 - The Hypergeometric Distribution 286
 - Summary 292

CHAPTER 6

The Normal Distribution 299

Introduction 300

- 6-1** Normal Distributions 302
 - The Standard Normal Distribution 304
- 6-2** Applications of the Normal Distribution 316
 - Finding Data Values Given Specific Probabilities 319
 - Determining Normality 322
- 6-3** The Central Limit Theorem 331
 - Distribution of Sample Means 331
 - Finite Population Correction Factor (Optional) 337
- 6-4** The Normal Approximation to the Binomial Distribution 340
 - Summary 347



CHAPTER 7

Confidence Intervals and Sample Size 355

Introduction 356

- 7-1** Confidence Intervals for the Mean When σ Is Known and Sample Size 357
 - Confidence Intervals 358
 - Sample Size 363
- 7-2** Confidence Intervals for the Mean When σ Is Unknown 370
- 7-3** Confidence Intervals and Sample Size for Proportions 377
 - Confidence Intervals 378
 - Sample Size for Proportions 379
- 7-4** Confidence Intervals for Variances and Standard Deviations 385
 - Summary 392



CHAPTER 8**Hypothesis Testing 399***Introduction 400*

- 8-1** Steps in Hypothesis Testing—Traditional Method 401
- 8-2** z Test for a Mean 413
P-Value Method for Hypothesis Testing 418
- 8-3** t Test for a Mean 427
- 8-4** z Test for a Proportion 437
- 8-5** χ^2 Test for a Variance or Standard Deviation 445
- 8-6** Additional Topics Regarding Hypothesis Testing 457
Confidence Intervals and Hypothesis Testing 457
Type II Error and the Power of a Test 459
Summary 462

**CHAPTER 9****Testing the Difference Between Two Means, Two Proportions, and Two Variances 471***Introduction 472*

- 9-1** Testing the Difference Between Two Means: Using the z Test 473
- 9-2** Testing the Difference Between Two Means of Independent Samples: Using the t Test 484
- 9-3** Testing the Difference Between Two Means: Dependent Samples 491
- 9-4** Testing the Difference Between Proportions 503
- 9-5** Testing the Difference Between Two Variances 512
Summary 523
Hypothesis-Testing Summary 1 531

**CHAPTER 10****Correlation and Regression 533***Introduction 534*

- 10-1** Scatter Plots and Correlation 535
Correlation 539
- 10-2** Regression 551
Line of Best Fit 551

*Determination of the Regression Line Equation 552*

- 10-3** Coefficient of Determination and Standard Error of the Estimate 565
Types of Variation for the Regression Model 565
Coefficient of Determination 568
Standard Error of the Estimate 568
Prediction Interval 570
- 10-4** Multiple Regression (Optional) 573
The Multiple Regression Equation 575
Testing the Significance of R 577
Adjusted R² 578
Summary 582

CHAPTER 11**Other Chi-Square Tests 589***Introduction 590*


- 11-1** Test for Goodness of Fit 591
Test of Normality (Optional) 596
- 11-2** Tests Using Contingency Tables 604
Test for Independence 604
Test for Homogeneity of Proportions 609
Summary 619

**CHAPTER 12****Analysis of Variance 627***Introduction 628*

- 12-1** One-Way Analysis of Variance 629
- 12-2** The Scheffé Test and the Tukey Test 640
Scheffé Test 640
Tukey Test 642
- 12-3** Two-Way Analysis of Variance 645
Summary 659
Hypothesis-Testing Summary 2 667

**CHAPTER 13****Nonparametric Statistics 669***Introduction 670*

- 13-1** Advantages and Disadvantages of Nonparametric Methods 671



Advantages 671
Disadvantages 671
Ranking 671

13-2 The Sign Test 673

Single-Sample Sign Test 673
Paired-Sample Sign Test 674

13-3 The Wilcoxon Rank Sum Test 681

13-4 The Wilcoxon Signed-Rank Test 686

13-5 The Kruskal-Wallis Test 691

13-6 The Spearman Rank Correlation Coefficient and the Runs Test 697

Rank Correlation Coefficient 697
The Runs Test 700
Summary 708
Hypothesis-Testing Summary 3 714

CHAPTER 14

Sampling and Simulation 717

Introduction 718


14-1 Common Sampling Techniques 719

Random Sampling 719
Systematic Sampling 723
Stratified Sampling 724
Cluster Sampling 726
Other Types of Sampling Techniques 727

14-2 Surveys and Questionnaire Design 734

14-3 Simulation Techniques and the Monte Carlo Method 737

The Monte Carlo Method 737
Summary 743



APPENDIX A Algebra Review 751

APPENDIX B-1 Writing the Research Report 757

APPENDIX B-2 Bayes' Theorem 759

APPENDIX B-3 Alternate Approach to the Standard Normal Distribution 763

APPENDIX C Tables 767

APPENDIX D Data Bank 797

APPENDIX E Glossary 805

APPENDIX F Bibliography 813

APPENDIX G Photo Credits 815

APPENDIX H Selected Answers SA-1

Index 000